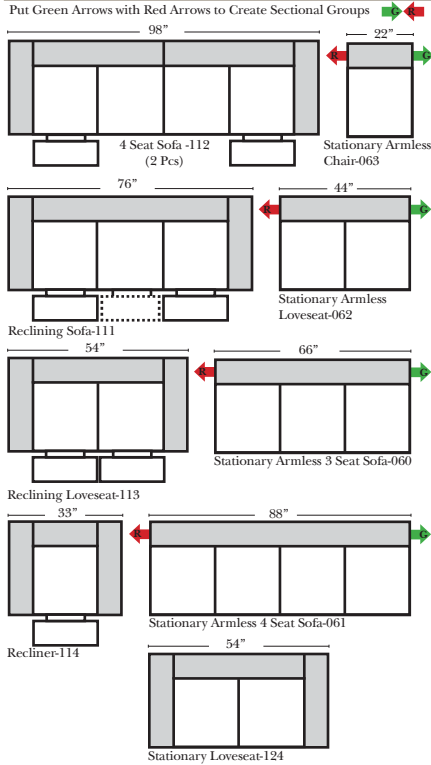
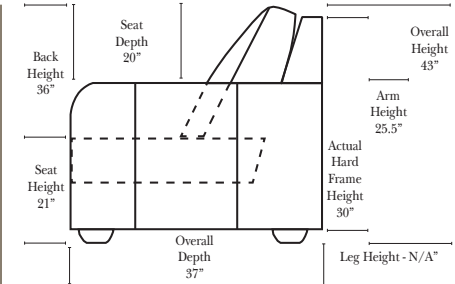
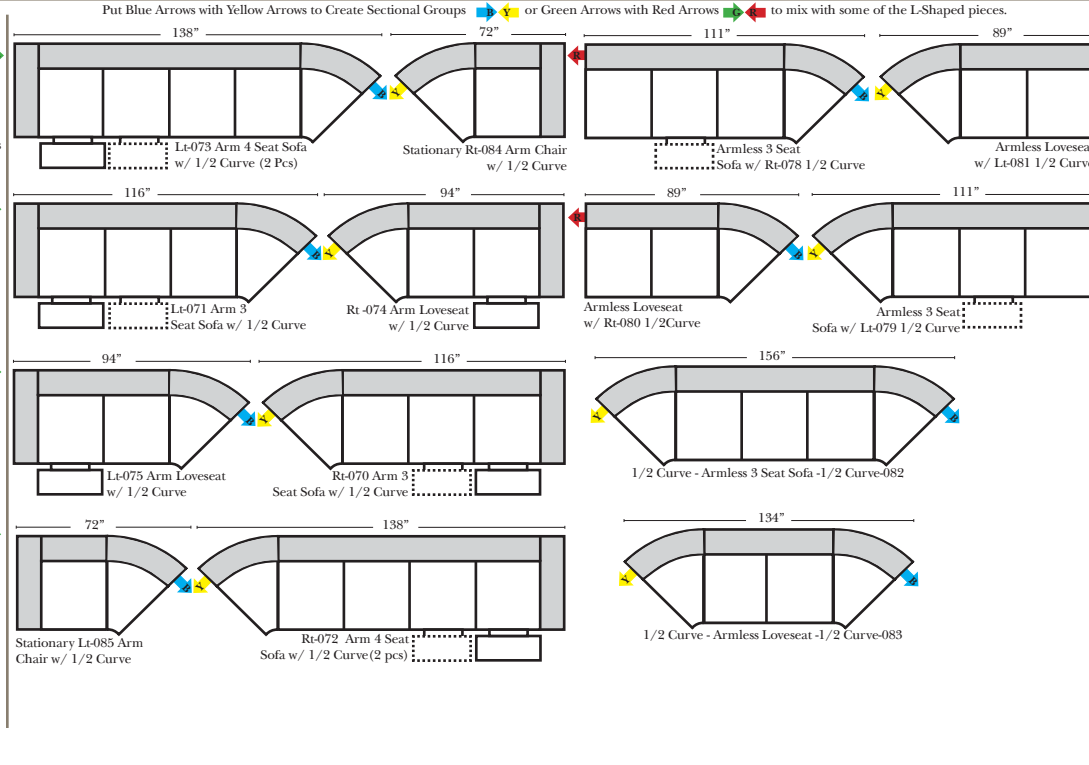


## Standard & Armless

(All 4 seat items ship as one piece if stationary, two pieces if motion installed)



## 2 Piece Curve Sectional & Ottomans



### Feature & Options

#### Standard:

- Available in Full & Top Grain Leathers
- Available in Luxury Fabrics
- Chaise Footrest
- All Hardwood Frame

#### Options Available with No Additional Charge:

- No. 33 Firm Foam
- Console Table Espresso Finish (N/C Opt. Honey Oak)
- Cup Holders - Silver Finish (Qty. 2) (N/C Opt. Black or Hammered Antique Finishes)

#### Options that have Additional Charges:

- Center Recliner (dotted symbol shows where available)
- Add Motorized Recliner Mechanism
- Add Swivel Recliner Base (2 Arm Recliner Only)
- Add Swivel Glider Mechanism (2 Arm Recliner Only)
- Add Upholstered Swivel Base (2 Arm Recliner Only)
- Add Motorized Swivel Glider (2 Arm Recliner Only)

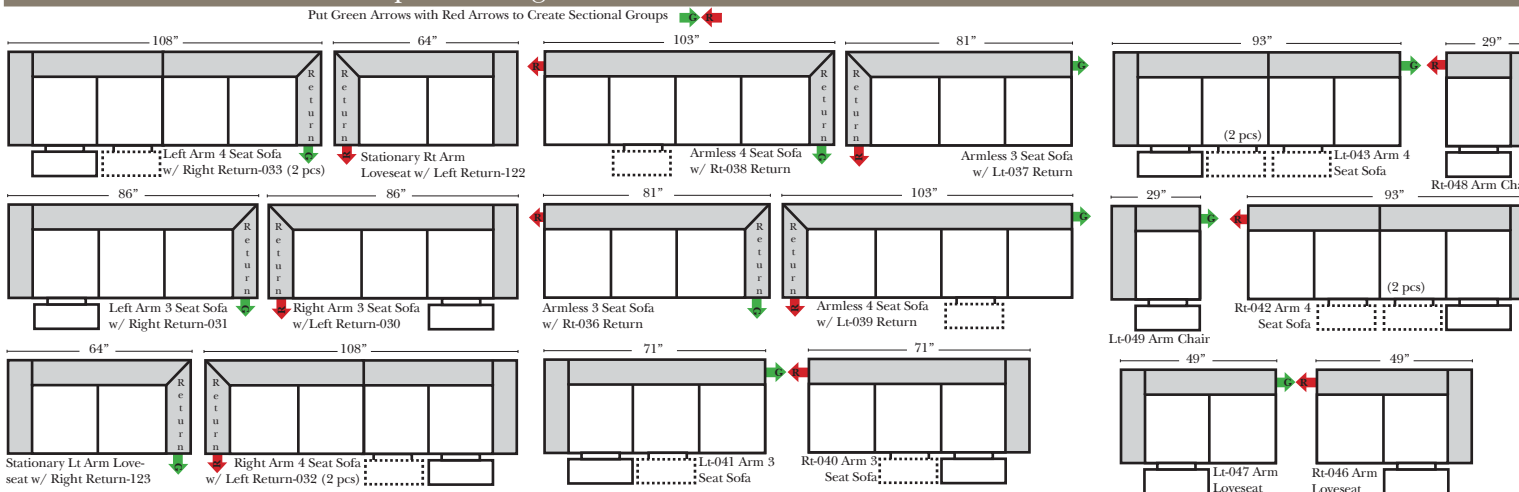
#### Sleeper Options : Not Available on this Style

#### Note:

All Dimensions are approximate, if accuracy is crucial, please contact us for validation of the dimensions shown. However, a 1" to 2" variance can still apply due to foam and upholstery.

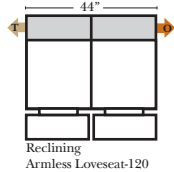
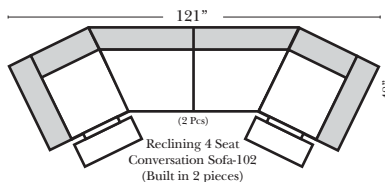
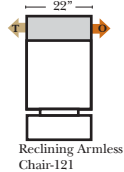
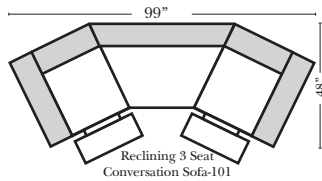
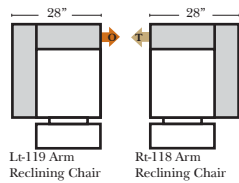
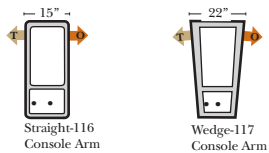
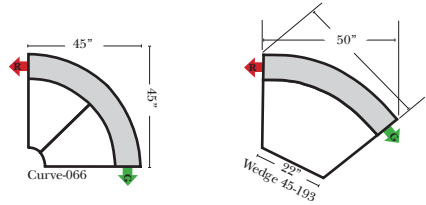
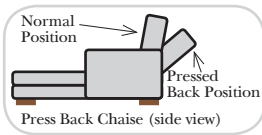
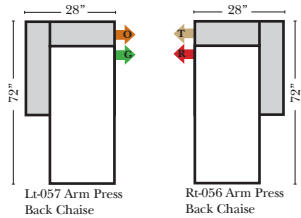
## L-Shape / 90 Degree Sectional

(All 4 seat items ship as one piece if stationary, two pieces if motion installed)



### Chaise, Curves/Wedges & Conversation Sectionals

Put Green Arrows with Red Arrows to Create Sectional Groups  
Put Orange Arrows with Tan Arrows to Create Sectional Groups



(No other configurations can be put between the 4 Seat Conversation Sofa pieces)

### Sleepers

Put Green Arrows with Red Arrows to Create Sectional Groups  
Put Blue Arrows with Yellow Arrows to Create Sectional Groups

Sleepers  
for this style not available  
at this time

### Suggested Configurations

07/06/2012

The Suggested Configurations below are only a sample of what the imagination can create, please enjoy creating the configuration that fits your lifestyle, using the ideas below and from the items on the opposite page.

