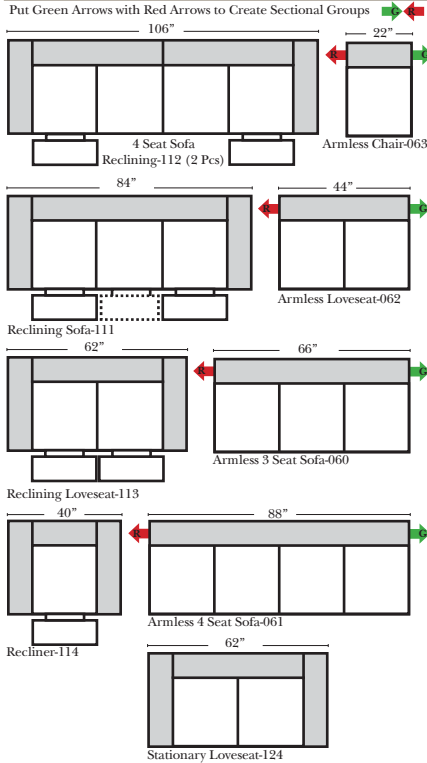


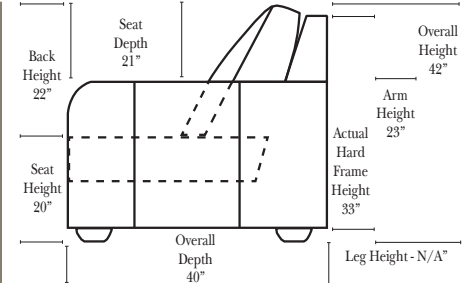
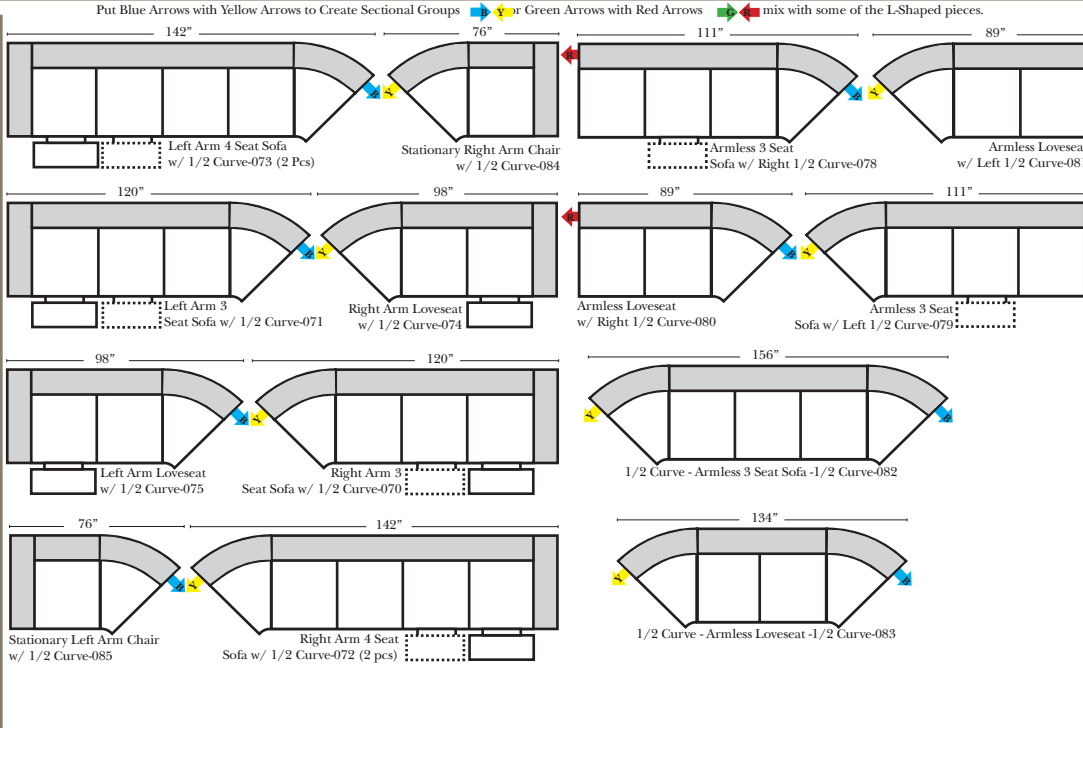
07/06/2012

Standard & Armless

(All 4 seat items ship as one piece if stationary, two pieces if motion installed)



2 Piece Curve Sectional & Ottomans



Standard: Feature & Options

- Available in Full & Top Grain Leathers
- Available in Luxury Fabrics
- Chaise Footrest
- All Hardwood Frame

Options Available with No Additional Charge:

- No. 33 Firm Foam
- Console Table Espresso Finish (N/C Opt. Honey Oak)
- Cup Holders - Silver Finish (Qty. 2) (N/C Opt. Black or Hammered Antique Finishes)

Options that have Additional Charges:

- Center Recliner symbol shows where available
- Add Motorized Recliner Mechanism
- Add Swivel Recliner Base (2 Arm Recliner Only)
- Add Swivel Glider Mechanism (2 Arm Recliner Only)
- Add Upholstered Swivel Base (2 Arm Recliner Only)
- Add Motorized Swivel Glider (2 Arm Recliner Only)

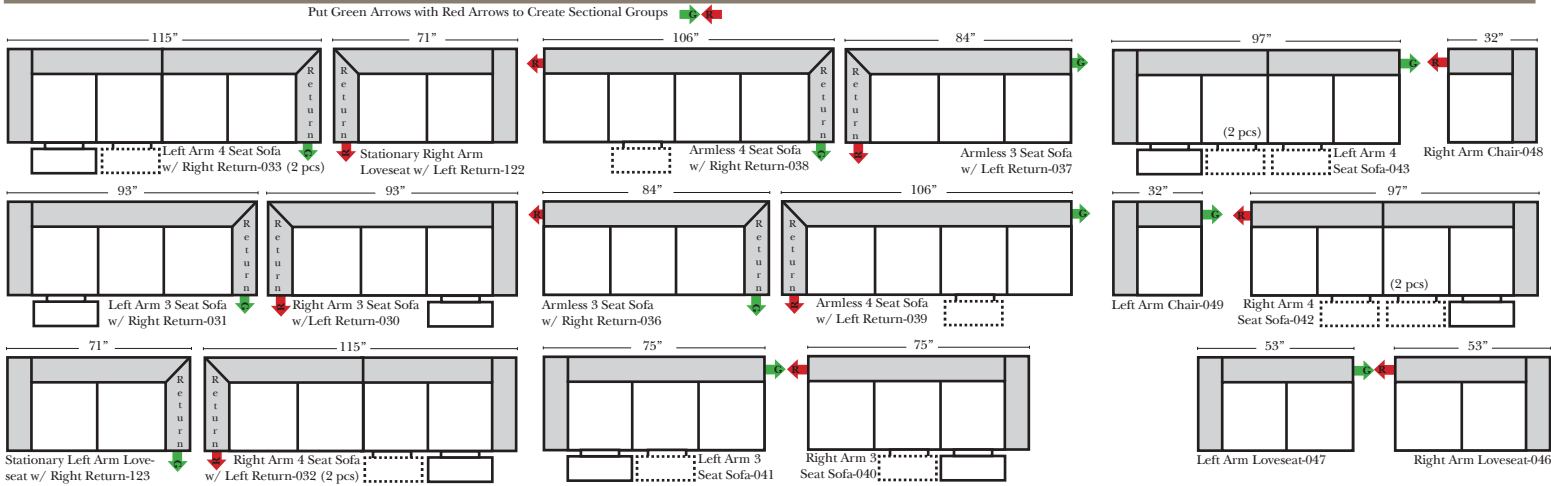
Sleeper Options: Full Size Available

- Add Standard Innerspring Mattress
- Add Deluxe Innerspring Mattress
- Add Air Dream Coil Mattress

Note:
All Dimensions are approximate, if accuracy is crucial, please contact us for validation of the dimensions shown. However, a 1" to 2" variance can still apply due to foam and upholstery.

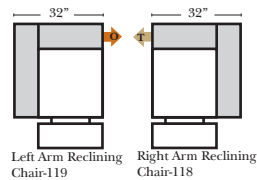
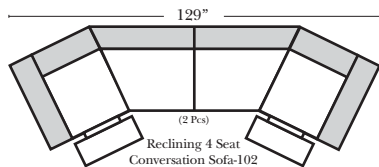
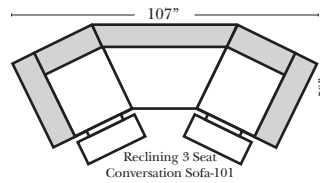
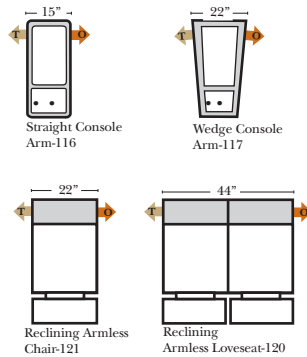
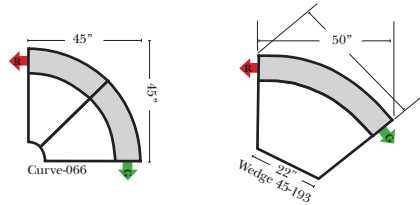
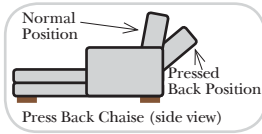
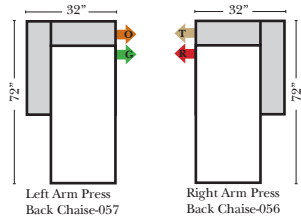
L-Shape / 90 Degree Sectional

(All 4 seat items ship as one piece if stationary, two pieces if motion installed)



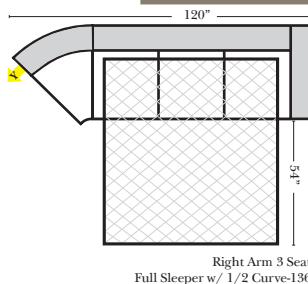
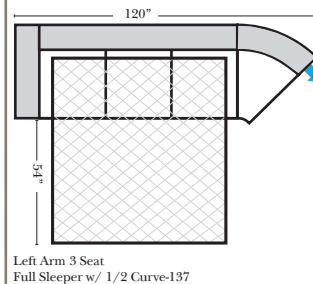
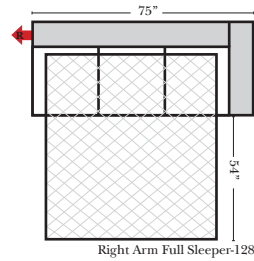
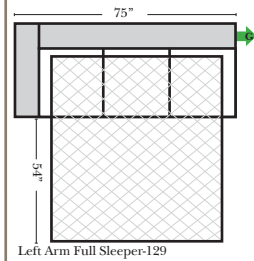
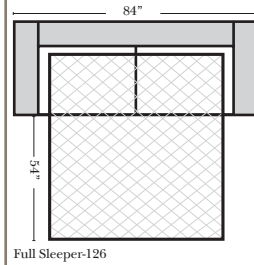
Chaise & Conversation Sectionals

Put Green Arrows with Red Arrows to Create Sectional Groups
Put Orange Arrows with Tan Arrows to Create Sectional Groups



Sleepers

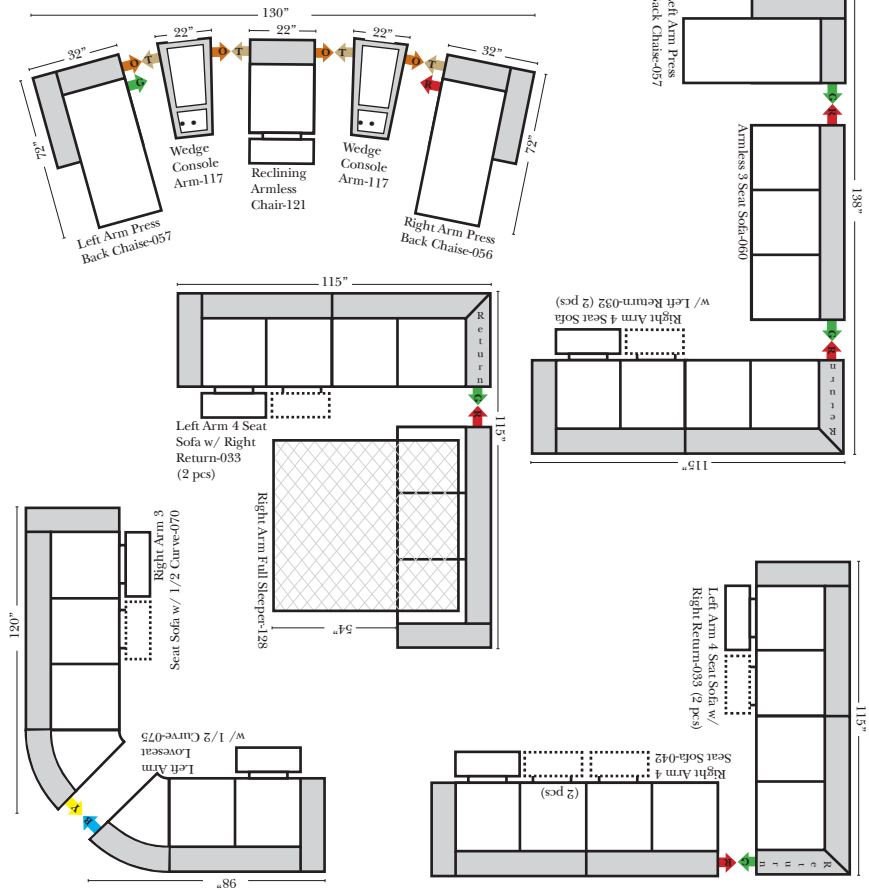
Put Green Arrows with Red Arrows to Create Sectional Groups
Put Blue Arrows with Yellow Arrows to Create Sectional Groups



Suggested Configurations

07/06/2012

The Suggested Configurations below are only a sample of what the imagination can create, please enjoy creating the configuration that fits your lifestyle, using the ideas below and from the items on the opposite page.



Sleepers (Cont.)