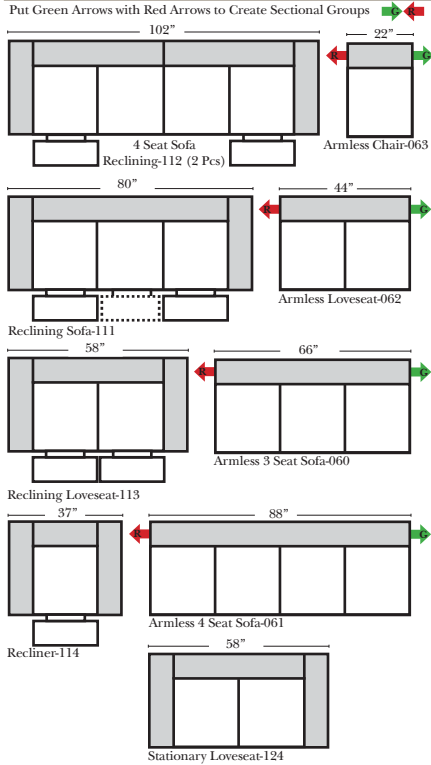
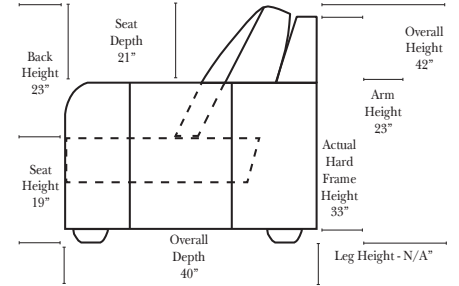
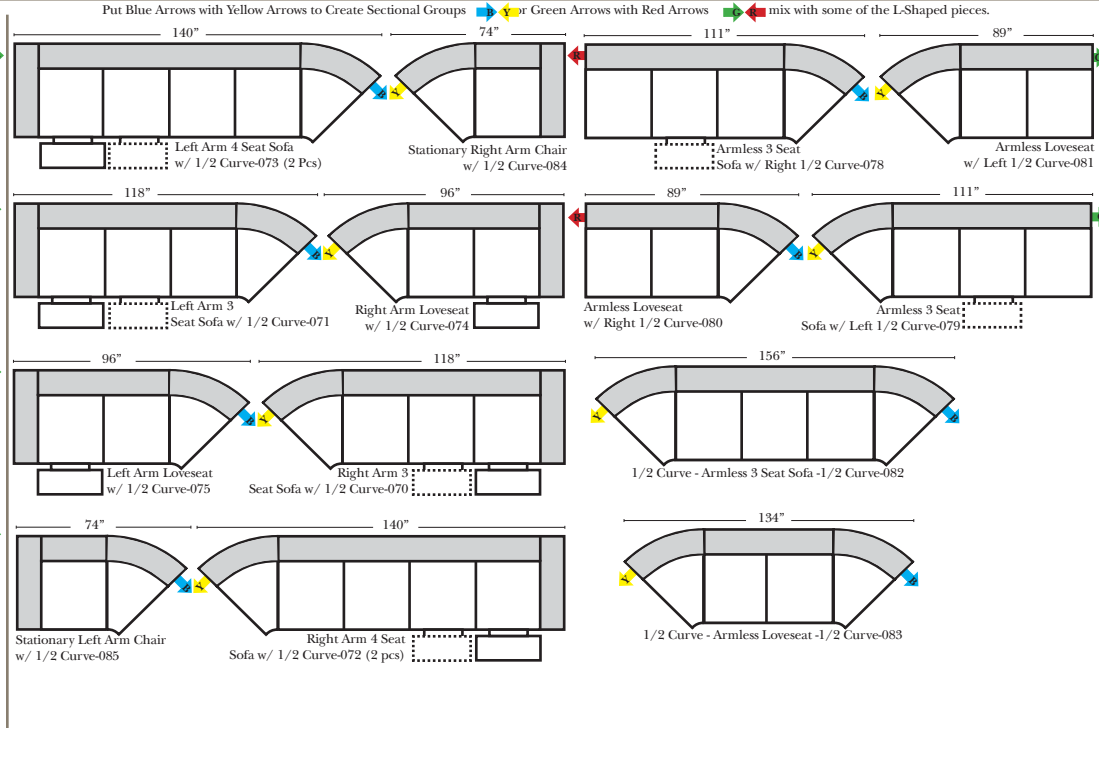


**Standard & Armless**

(All 4 seat items ship as one piece if stationary, two pieces if motion installed)



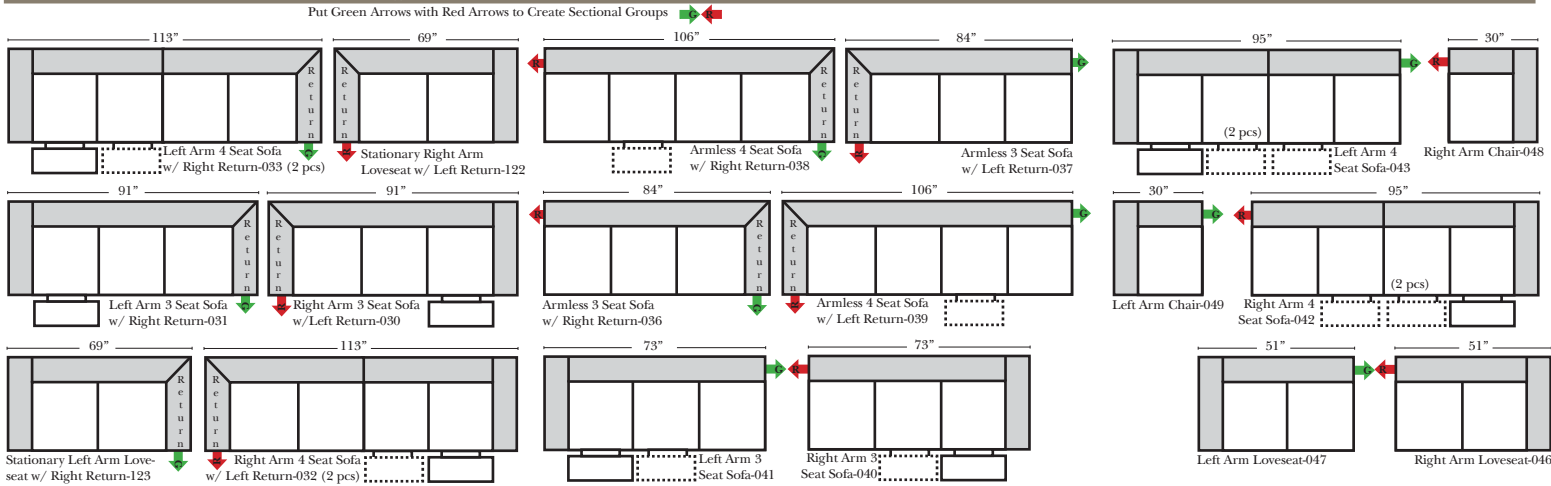
**2 Piece Curve Sectional & Ottomans**



- Standard:**
- Available in Full & Top Grain Leathers
  - Available in Luxury Fabrics
  - All Hardwood Frame
- Options Available with No Additional Charge:**
- No. 33 Firm Foam
  - Console Table Espresso Finish (N/C Opt. Honey Oak)
  - Cup Holders - Silver Finish (Qty. 2)  
(N/C Opt. Black or Hammered Antique Finishes)
- Options that have Additional Charges:**
- Center Recliner (Symbol shows where available)
  - Add Motorized Recliner Mechanism
  - Add Swivel Recliner Base (2 Arm Recliner Only)
  - Add Swivel Glider Mechanism (2 Arm Recliner Only)
  - Add Upholstered Swivel Base (2 Arm Recliner Only)
  - Add Motorized Swivel Glider (2 Arm Recliner Only)
- Sleeper Options : Full Size Available**
- Add Standard Innerspring Mattress
  - Add Deluxe Innerspring Mattress
  - Add Air Dream Coil Mattress

**L-Shape / 90 Degree Sectional**

(All 4 seat items ship as one piece if stationary, two pieces if motion installed)

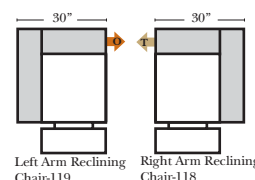
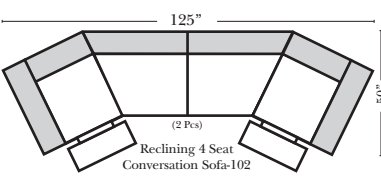
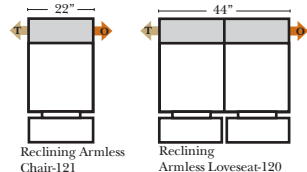
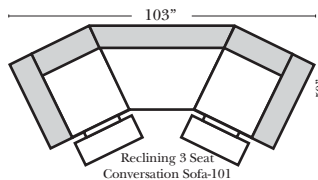
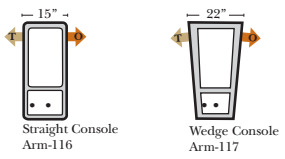
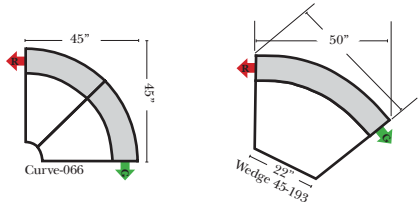
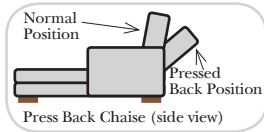
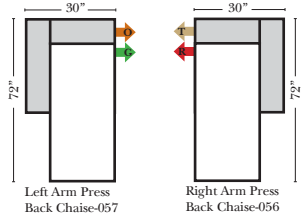


**Note:**  
 All Dimensions are approximate, if accuracy is crucial, please contact us for validation of the dimensions shown. However, a 1" to 2" variance can still apply due to foam and upholstery.



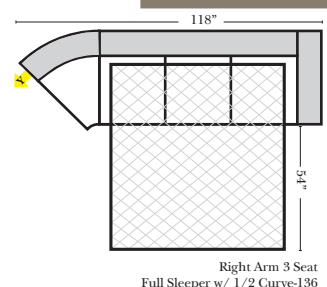
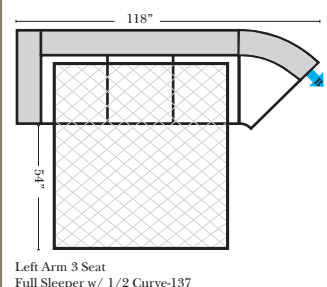
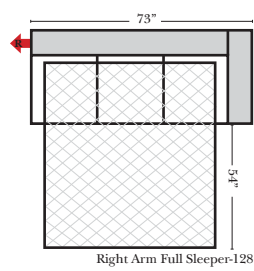
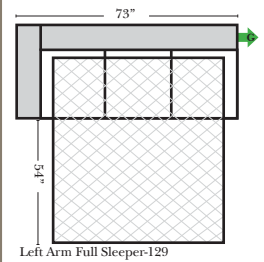
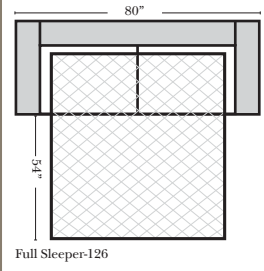
## Chaise & Conversation Sectionals

Put Green Arrows with Red Arrows to Create Sectional Groups  
Put Orange Arrows with Tan Arrows to Create Sectional Groups



## Sleepers

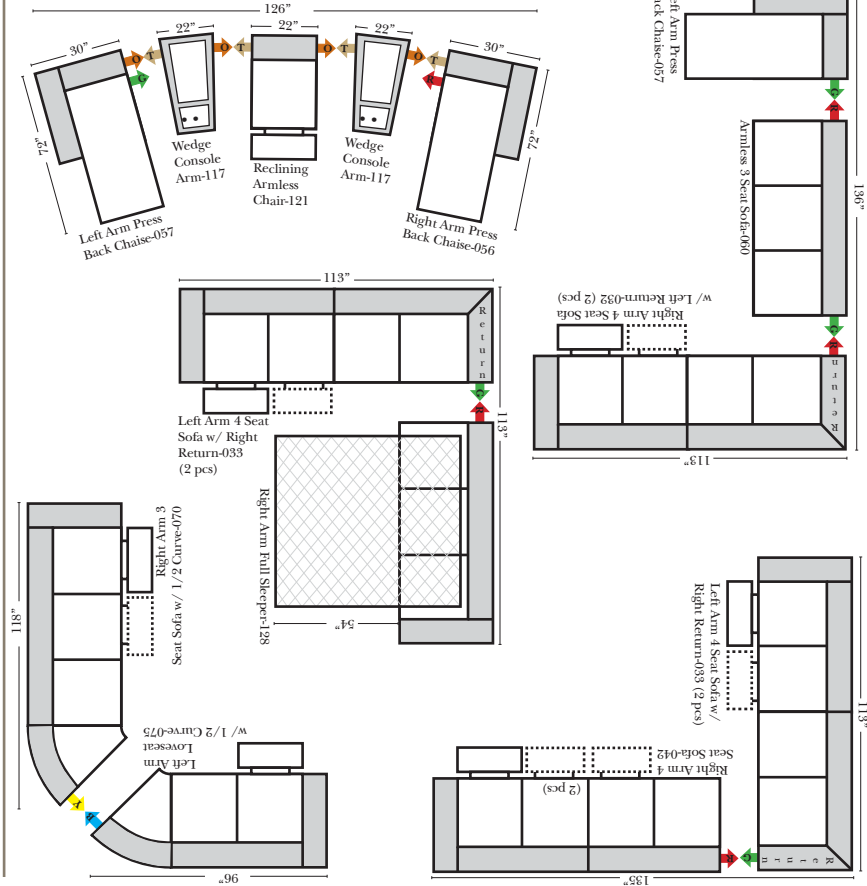
Put Green Arrows with Red Arrows to Create Sectional Groups  
Put Blue Arrows with Yellow Arrows to Create Sectional Groups



## Suggested Configurations

07/06/2012

The Suggested Configurations below are only a sample of what the imagination can create, please enjoy creating the configuration that fits your lifestyle, using the ideas below and from the items on the opposite page.



## Sleepers (Cont.)

